

User manual

INFRARED REMOTE CONTROLLER

SIR-25

- Firmware: v.1.00 or higher
- handling of devices equipped with IR receivers



Read the user's manual carefully before starting to use the unit or software.
Producer reserves the right to implement changes without prior notice.

CONTENTS

1. BASIC REQUIREMENTS AND USER SAFETY.....	3
2. GENERAL DESCRIPTION.....	3
3. TECHNICAL DATA.....	3
4. PRINCIPLE OF OPERATION.....	4
5. BATTERY REPLACEMENT.....	4
5.1. MAINTENANCE.....	5

Explanation of symbols used in the manual:



- This symbol denotes especially important guidelines concerning the installation and operation of the device. Not complying with the guidelines denoted by this symbol may cause an accident, damage or equipment destruction.

IF THE DEVICE IS NOT USED ACCORDING TO THE MANUAL THE USER IS RESPONSIBLE FOR POSSIBLE DAMAGES.



- This symbol denotes especially important characteristics of the unit. Read any information regarding this symbol carefully.

1. BASIC REQUIREMENTS AND USER SAFETY



- **The manufacturer is not responsible for any damages caused by inappropriate installation, not maintaining the proper technical condition and using the unit against its destination.**
- **Do not attempt to disassemble, repair or modify the unit yourself. The unit has no user serviceable parts. Units, in which a defect was stated must be disconnected and submitted for repairs at an authorized service centre.**
- In order to minimize fire or electric shock hazard, the unit must be protected against atmospheric precipitation and excessive humidity.
- Do not use the unit in areas threatened with excessive shocks, vibrations, dust, humidity, corrosive gasses and oils.
- Do not use the unit in explosion hazard areas.
- Do not use the unit in areas with significant temperature variations, exposed to condensation or icing.
- Do not use the unit in areas exposed to direct sunlight.

The unit is designed for operation in an industrial environment and must not be used in a household environment or similar.

2. GENERAL DESCRIPTION

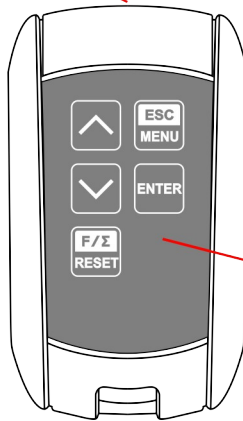
InfraRed remote controller type **SIR-25** allows to program devices made by SIMEX, and equipped with IR receivers.

3. TECHNICAL DATA

Power supply voltage	3V DC - lithium battery type CR2032 (replacement: DL2032, KCR2032)
Operation range	from 0,5 to 5 m (depend on programmed device features)
Operating temperature	0°C to +50°C
Storage temperature	-10°C to +70°C
Humidity	5 to 90% no condensation

4. PRINCIPLE OF OPERATION

Infra Red
transmitter



Keyboard equivalent
to devices programming
keyboard

Infrared remote controller type **SIR-25** may be used as external programming keyboard for all made by SIMEX devices equipped with IR receivers, and remote programming functions. Pressing of any local IR controller key, causes transmission of its code to the device. Functions of particular keys depend on devices features and are described in their manual.



To transmit signal from IR remote controller to the device without disturbances, direct IR remote controller on its IR receiver.

5. BATTERY REPLACEMENT



WARNING:

Check with your local waste or recycling company to determine the disposal method for your area. Putting any battery directly in the trash harms the environment.

If device will be not used for longer time, it is recommended to remove battery, to avoid of device damage.

Remove warned-out battery from device.

Battery can't be charged, short-circuit and dropped to fire.

Be careful with polarity (+/-) of battery. Battery should be placed into device according to Fig. 5.1.

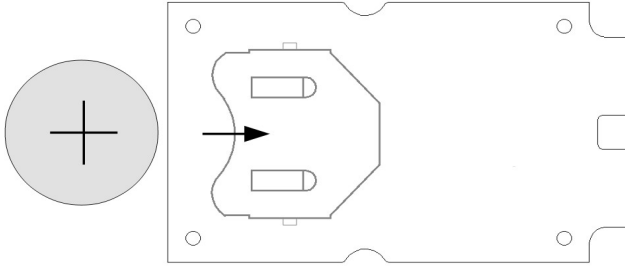


Fig. 5.1. Correct battery placement



WARNING:

Incorrectly made replacement of batteries can makes them hot and damaged. In extremal cases batteries can explode !!!

If after battery replacement IR controller does not works correctly, batteries should be removed immediately, and IR controller should be checked by qualified personnel or shipped to service.


5.1. MAINTENANCE

The unit does not have any internal replaceable or adjustable components available to the user. Pay attention to the ambient temperature in the room where the unit is operating. Excessively high temperatures cause faster ageing of the internal components and shorten the fault-free time of unit operation.

In cases where the unit gets dirty do not clean with solvents. For cleaning use warm water with small amount of detergent or in the case of more significant contamination ethyl or isopropyl alcohol.



Using any other agents can cause permanent damage to the housing.



**SIMEX Sp. z o.o.
ul. Wielopole 11
80-556 Gdańsk
Poland**

**tel.: (+48 58) 762-07-77
fax: (+48 58) 762-07-70**

**<http://www.simex.pl>
e-mail: info@simex.pl**